


Dominage Steel Building Systems Ltd.
Statement of Financial Position (Un-Audited)
As at March 31, 2021

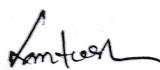
Particulars	Notes	Amount in BDT	
		31-Mar-21	30-Jun-20
Assets			
Non-Current Assets		1,040,521,117	957,543,382
Property, Plant and Equipment	4.00	785,941,824	747,219,293
Capital Work in Progress	5.00	36,671,523	23,948,085
Projects in Progress (Non-Current Portion)	6.01	217,907,770	186,376,004
Current Assets		967,674,656	687,472,611
Inventories	7.00	375,731,745	379,297,787
Trade and Other Receivables	8.00	162,764,844	172,049,846
Advances, Deposits and Prepayments	9.00	133,458,857	126,776,065
Cash and Cash Equivalents	10.00	295,719,209	9,348,913
Total Assets		2,008,195,773	1,645,015,993
Shareholders' Equity and Liabilities			
Shareholders' Equity		1,730,361,831	1,379,751,773
Share Capital	11.00	1,026,000,000	650,000,000
Retained Earnings	12.00	704,361,831	729,751,773
Non -Current Liabilities		90,776,322	84,737,876
Long Term Loan (Non-current Portion)	13.00	23,511,401	5,701,578
Deferred Tax Liability	14.00	67,264,920	79,036,298
Current Liabilities		187,057,620	180,526,343
Short Term Loan	15.00	50,224,421	44,335,538
Trade and Other Payables	16.00	9,582,780	26,254,870
Liabilities for Expenses	17.00	3,843,936	2,678,504
Income Tax Payable	17.A	114,151,209	96,970,007
Liability for WPPF	17.B	4,729,794	6,469,401
Long Term Loan (Current Portion)	18.00	4,525,480	3,818,023
Total Shareholders' Equity and Liabilities		2,008,195,773	1,645,015,993
Net Asset Value Per Share (NAV)	27.00	16.87	21.23

The accompanying notes form an integral part of these financial statements.


Chairman


Managing Director


Director


Chief Financial Officer


Company Secretary

Place: Dhaka
Dated: 24 May 2021

Dominage Steel Building Systems Ltd.
Statement of Profit or Loss and Other Comprehensive Income (Un-Audited)
For the period ended March 31, 2021

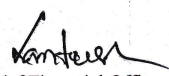
Particular	Notes	Amount in BDT			
		01 July 2020 to 31 Mar 2021	01 July 2019 to 31 Mar 2020	01 Jan 2021 to 31 Mar 2021	01 Jan 2020 to 31 Mar 2020
Revenue	19.00	406,824,752	508,643,872	145,078,050	184,511,855
Cost of Sales	20.00	(285,613,662)	(349,770,715)	(101,895,483)	(126,697,358)
Gross Profit		121,211,090	158,873,157	43,182,567	57,814,497
Operating Expenses		(21,486,860)	(20,664,975)	(8,548,816)	(6,996,580)
Administrative Expenses	21.00	(17,860,052)	(16,595,335)	(7,267,065)	(5,487,506)
Marketing & Selling Expenses	22.00	(3,626,808)	(4,069,640)	(1,281,751)	(1,509,074)
Profit from Operation		99,724,230	138,208,182	34,633,751	50,817,917
Other Income	23.00	5,239,967	21,050	3,673,854	7,620
Financial Expenses	24.00	(5,638,521)	(5,656,869)	(1,676,558)	(2,317,691)
Profit Before Income Tax & WPPF		99,325,676	132,572,362	36,631,047	48,507,846
Less: WPPF Expenses		(4,729,794)	(6,312,970)	(1,744,336)	(2,309,897)
Profit Before Income Tax		94,595,882	126,259,393	34,886,712	46,197,948
Income Tax Expenses	25.00	(5,409,825)	(44,190,787)	(8,721,678)	(16,169,282)
Current Tax		(17,181,203)	(35,178,499)	(6,507,222)	(13,211,748)
Deferred Tax		11,771,378	(9,012,288)	(2,214,456)	(2,957,534)
Net Profit After Tax		89,186,057	82,068,606	26,165,034	30,028,666
Other Comprehensive Income		-	-	-	-
Total Comprehensive Income		89,186,057	82,068,606	26,165,034	30,028,666
Earnings Per Share (EPS)- Basic	26.00	1.02	1.13	0.26	0.41

The accompanying notes form an integral part of these financial statements.


Chairman


Managing Director


Director


Chief Financial Officer


Company Secretary

Place: Dhaka
Dated: 24 May 2021


Dominage Steel Building Systems Ltd.
Statement of Changes in Equity (Un-Audited)
For the period ended March 31, 2021

Particulars	Share Capital	Retained Earning	Amount in BDT
			Total
Balance as at 1st July 2020	650,000,000	729,751,773	1,379,751,773
IPO Share Allotment	300,000,000		300,000,000
Adjustment of IPO Expenses		(19,576,000)	(19,576,000)
Stock dividend Issued (8%)	76,000,000	(76,000,000)	-
Cash dividend (2%)		(19,000,000)	(19,000,000)
Net Profit after tax for the year	-	89,186,057	89,186,057
Balance as at 31 March 2021	1,026,000,000	704,361,831	1,730,361,831

Dominage Steel Building Systems Ltd.
Statement of Changes in Equity (Un-audited)
For the period ended March 31, 2020

Particulars	Share Capital	Retained Earning	Amount in BDT
			Total
Balance as at 1st July 2019	650,000,000	637,477,371	1,287,477,371
Net Profit after tax for the period	-	82,068,606	82,068,606
Balance as at 31 March 2020	650,000,000	719,545,976	1,369,545,976


Chairman


Managing Director


Director


Chief Financial Officer


Company Secretary

Place: Dhaka
Dated: 24 May 2021


Dominage Steel Building Systems Ltd.
Statement of Cash Flows (Un-Audited)
For the period ended March 31, 2021

Particulars	Notes	Amounts in BDT	
		01 July 2020 to 31 Mar 2021	01 July 2019 to 31 Mar 2020
A. Cash Flows from Operating Activities			
Received from Customers	35.00	420,166,888	494,798,175
Paid to Employees	41.00	(29,678,610)	(24,040,241)
Paid for Manufacturing & Operating Expenses	38.00	(23,892,385)	(37,550,645)
Paid to Supplier	36.00	(141,241,494)	(153,023,494)
Cash Generated from Operation		225,354,400	280,183,795
Received from Others Income	40.00	1,182,833	21,050
Payment of Income Tax	39.00	(13,063,418)	(21,841,539)
Net Cash Generated from Operating Activities		213,473,815	258,363,306
B. Cash Flows from Investing Activities			
Acquisition of Property, Plant and Equipment		(11,021,123)	(18,072,565)
Capital Work in Progress		(59,727,738)	(72,886,216)
Paid for Projects in Progress (Non-Current Portion)	37.00	(137,460,783)	(142,671,454)
Net Cash Used in Investing Activities		(208,209,644)	(233,630,235)
C. Cash Flows from Financing Activities			
Payment for Financial Expenses		(5,638,521)	(5,656,869)
Received/(Payment) Long Term Loan		18,517,280	1,493
Received for share issue from IPO		300,000,000	-
IPO Expenses		(19,476,000)	-
Dividend Paid		(18,185,516)	-
Received/(Payment) Short Term Loan		5,888,883	6,212,238
Net Cash Used in Financing Activities		281,106,126	556,861
D. Net Increase/(Decrease) Cash and Cash Equivalents (A+B+C)		286,370,297	25,289,933
E. Cash and Cash Equivalents at the Beginning of the Period		9,348,913	18,302,859
F. Cash and Cash Equivalents at the End of the Period (D+E)		295,719,209	43,592,793
Net Operating Cash Flows Per Share (NOCFPS)- Basic (Note # 28.00)		2.44	3.56


Chairman


Managing Director


Director


Chief Financial Officer


Company Secretary

Place: Dhaka
Dated: 24 May 2021